



ARENA TECHNICAL PACKAGE



Curtis Culwell Center

4999 Naaman Forrest Blvd.
Garland, TX 75040

(972) 487-4700

curtisculwellcenter.com

TABLE OF CONTENTS



Contact Information	3
Directions	5
Parking Layout	6
Loading Docks	7
Backstage Information	9
Technical Specifications	15
Rigging Information	16
Power and Equipment	24
Seating Configurations	26
Concourse	35
Local Information	37

CONTACT INFORMATION



Executive Director

John Wilborn

Office: 972-487-4702 | Email: jlwilbor@garlandisd.net

Assistant Director of Event Services and Operations

Troy Thorn

Office: 972-487-4718 | Cell: 214-878-7875 | Email: tthorn2@garlandisd.net

Assistant Director of Sales and Bookings

Kevin Welch

Office: 972-487-4705 | Cell: 214-876-2136 | Email: kswelch@garlandisd.net

Event Services Manager

Blake Shelton

Office: 972-487-4716 | Cell: 214-876-2094 | Email: btshelto@garlandisd.net

Operations Manager

Kerry Turner

Office: 972-487-4711 | Cell: 214-207-3455 | Email: kturner@garlandisd.net

Sales Manager

Brian Jackson-Major

Office: 972-487-4737 | Email: bjacksonmajor@garlandisd.net

CONTACT INFORMATION



Box Office Manager

April Shaw

Office: 972-487-4744 | Cell: 214-876-1269 | Email: adshaw@garlandisd.net

Assistant Box Office Coordinator

Camille Rene

Office: 972-487-4745 | Email: crene@garlandisd.net

Event Coordinator

Mandy Garza

Office: 972-487-4717 | Cell: 214-497-7676 | Email: mgarza2@garlandisd.net

Sales Representative

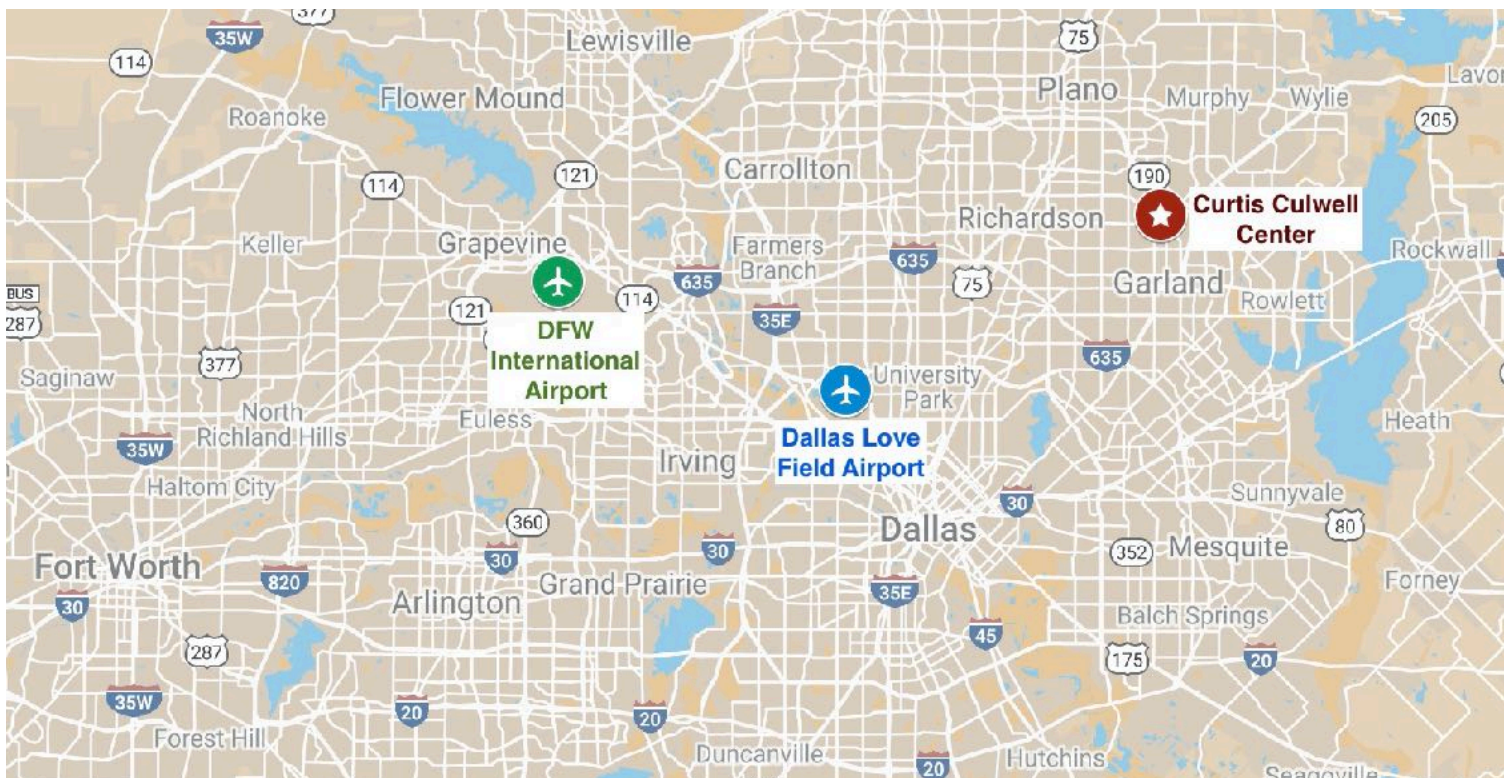
Tanner Cody

Office: 972-487-4723 | Email: tcody@garlandisd.net

DIRECTIONS TO THE CCC



The Curtis Culwell Center is conveniently located near the intersection of North Garland Avenue and the President George Bush Turnpike (Hwy. 190) in northeastern Dallas County and is just minutes away from Richardson, Plano, Rowlett and Rockwall. We are approximately 30 minutes away from Dallas/Fort Worth International Airport and Dallas Love Field Airport.



PARKING INFORMATION



- Advance arrangements for show parking should be made with the Event Manager/Coordinator.
- A limited number of trucks and buses are permitted in the Loading Dock Area.
- Personal vehicle parking is not permitted in the Loading Dock Area or any CCC Parking Lots.
- Only permitted vehicles will be granted access to the CCC Parking Lots. Parking passes are required to be displayed at all times.
- All "local" Production Crew, Vendors and Sub-Contractors are required to park in pre-designated areas. Event Manager/Coordinator will provide that information. (Locations vary per event)



LOADING DOCKS




5,058 square feet equipped with two bays featuring lifts and 14' high by 12' wide doors. A third door also at 14' high by 12' wide serves as a ramped entrance for vehicle access.

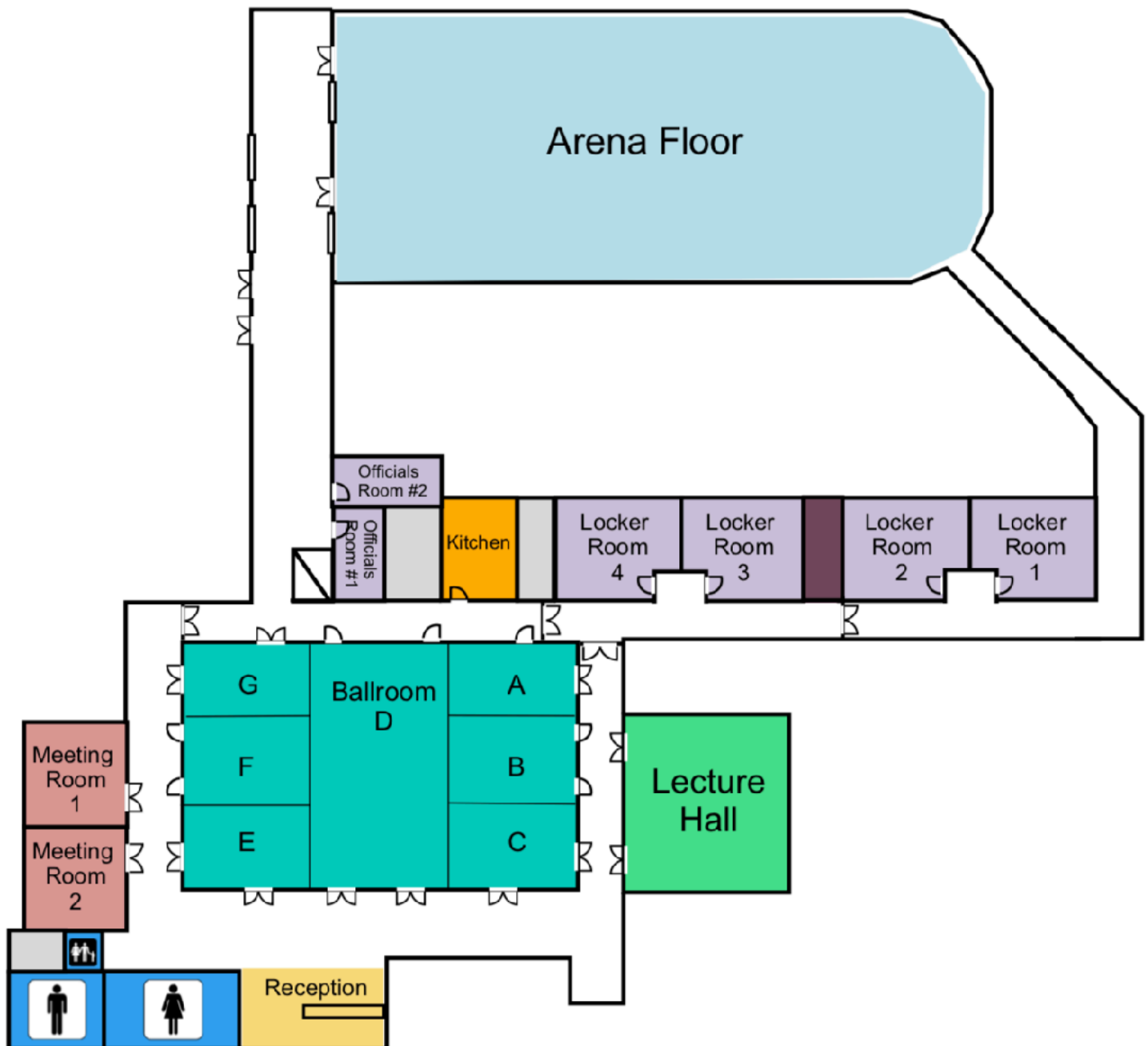
Three shore power hook-ups are located outside of the loading dock area.

Other features include:

- A security entrance
- Direct freight elevator access
- Smooth and level transition to and from Arena Floor
- Two 14' high by 12' wide doors into Arena from dock
- A ramped entrance to the Conference Center



BACKSTAGE LAYOUT



BACKSTAGE ROOMS



Room Name	Length	Width	Sq. Feet	Ceiling Height
Home Locker Room 1	23'	14'	2,035	10'-0"
Home Locker Room 2	23'	14'	2,035	10'-0"
Visitors Locker Room 3	23'	14'	2,035	10'-0"
Visitors Locker Room 4	23'	14'	2,035	10'-0"
Officials Locker Room 1	9'	10'	917	10'-0"
Officials Locker Room 2	9'	10'	917	10'-0"
Grand Ballroom (A-G)	69'	115'	8,064	14'-0"
*Ballroom A	23'	38'	889	14'-0"
*Ballroom B	23'	38'	889	14'-0"
*Ballroom C	23'	38'	889	14'-0"
*Ballroom D	69'	39'	2,728	14'-0"
*Ballroom E	23'	38'	889	14'-0"
*Ballroom F	23'	38'	889	14'-0"
*Ballroom G	23'	38'	889	14'-0"
Meeting Room 1	31'	33'	1,033	11'-10"
Meeting Room 2	31'	33'	1,033	11'-10"
Lecture Hall	58'	48'	2,691	13'-10"

All rooms subject to availability

* Rooms can be combined

LOCKER ROOMS



GRAND BALLROOM



MEETING ROOMS



LECTURE HALL



TECHNICAL SPECIFICATIONS



Arena Floor Dimensions:	85' x 201' (17,085 Sq. Ft)
Low Steel Height:	57'-5"
High Steel Height:	70'
High Steel Accessible:	Yes with lift
Beam spreads:	20' for the exception of the beam off the back wall at 10'
Limit:	5,000 lb. max per panel (Refer to page 17 for roof plot)
Overall Roof Capacity:	225,000 lb.
Floor/Circus Anchors:	Pre-existing only (35 available)
House PA Obstructions:	Refer to page 19 for precise location of House Speakers *Speakers may not be moved or altered in any way
Fire Code Regulations:	Need 6' clearance around perimeter of arena, from stage to staircases, and minimum of 10' clearance from back wall to upstage
Pyrotechnics:	Need 15' clearance from any sold seating *The licensee is responsible for securing proper permits
House Lights:	Full house LED lighting; Concourse by metal halide lamps *No significant theatrical lighting available
House Curtain:	Drops from ceiling at mid-floor, dividing arena floor and seating in half
Catering:	Approved Catering List available upon request.

RIGGING INFORMATION



Horizontal Safety Line System

The system will allow the worker(s) to conduct work on the ceiling area of the arena while being safely attached to either the Safety Line System or the Safety Tiebacks. The system is designed for human use only and shall never be overloaded nor utilized for an other purpose than fall arrest deterrent.

The Safety Tiebacks are designed for a maximum working load of 1,250 lbs. per pedestal. The Safety Line System was designed to have no more than 2 (two) workers attached per section.

The additional Safety Lanyard is 3' in length and will act as an extension of the attachment point for the worker(s).

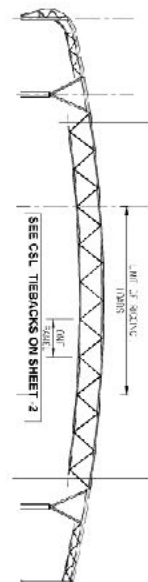
Safety Tieback: is considered a permanent attachment point for human usage only. This type of pedestal will allow the worker to safely work at a specific spot with tethered. ***Do not connect/hang any equipment or machinery to/from them.***

The Safety Line System will allow two (2) workers per section, to move around while working on any specific area. The workers will connect their personal harness safety line to the 3' lanyard.

IMPORTANT NOTE: Once all work has been completed, the lanyards must be properly secured to the closest cross member of the structure.

17





UNIT 5: SOLING

3313 MAY STREET
FORT WORTH, TEXAS 76110
817-927-8711

[illegible][illegible]

2020-55



SHOP WELD ELECT. ER 70S-6 YIELD = 62KSI
FIELD WELD ELECT. EXCALIBUR 7018 MR
YIELD = 62 KSI (AS WELDED)

HSS SQR 4" TW=0.5 FOR PDS
HSS SQR 3" TW=0.375 FOR TB
ASTM A500 GR-B YIELD 46 KSI

BUILDING LOADS:
Fcs = 900 lbs per person
Fcs / 0' 3 = 2700 Lbs
FTB = 1250 Lbs
Equipment and B'g. shall resist 4 times of this force.

ALL WELDS 1" FILLET U.T.O

3rd (6X19 IWRC) STEEL WIRE ROPE MIN. BRK.
STRENGTH = 23000 LBS

**B-46 $\frac{3}{4}$ " D-RING SEE PRODUCT DATA FOR
DETAIL**

IN CSL = 120

IN CSL = 1200 LBS

PDS = HSS SQR. 4" TW=0.5

TBS = HSS SQR. 3" TW=.375

ASTM A500 GR=B

YIELD= 46 KSI

PDS & TB ON
CENTER W SHAPE
RUNNING NORMAL
TO HORIZONTAL LINE.
MAX. PDS SPACIN=30 FT.
TBS SPACING=20 FT. TYP.
SEE SHEET #4

REF.	STUDY	NO. OF PATIENTS	NO. OF PATIENTS WITH ADVERSE EFFECTS	ADVERSE EFFECTS
106	106	106	106	106
107	107	107	107	107
108	108	108	108	108
109	109	109	109	109
110	110	110	110	110
111	111	111	111	111
112	112	112	112	112
113	113	113	113	113
114	114	114	114	114
115	115	115	115	115
116	116	116	116	116
117	117	117	117	117
118	118	118	118	118
119	119	119	119	119
120	120	120	120	120
121	121	121	121	121
122	122	122	122	122
123	123	123	123	123
124	124	124	124	124
125	125	125	125	125
126	126	126	126	126
127	127	127	127	127
128	128	128	128	128
129	129	129	129	129
130	130	130	130	130
131	131	131	131	131
132	132	132	132	132
133	133	133	133	133
134	134	134	134	134
135	135	135	135	135
136	136	136	136	136
137	137	137	137	137
138	138	138	138	138
139	139	139	139	139
140	140	140	140	140
141	141	141	141	141
142	142	142	142	142
143	143	143	143	143
144	144	144	144	144
145	145	145	145	145
146	146	146	146	146
147	147	147	147	147
148	148	148	148	148
149	149	149	149	149
150	150	150	150	150
151	151	151	151	151
152	152	152	152	152
153	153	153	153	153
154	154	154	154	154
155	155	155	155	155
156	156	156	156	156
157	157	157	157	157
158	158	158	158	158
159	159	159	159	159
160	160	160	160	160
161	161	161	161	161
162	162	162	162	162
163	163	163	163	163
164	164	164	164	164
165	165	165	165	165
166	166	166	166	166
167	167	167	167	167
168	168	168	168	168
169	169	169	169	169
170	170	170	170	170
171	171	171	171	171
172	172	172	172	172
173	173	173	173	173
174	174	174	174	174
175	175	175	175	175
176	176	176	176	176
177	177	177	177	177
178	178	178	178	178
179	179	179	179	179
180	180	180	180	180
181	181	181	181	181
182	182	182	182	182
183	183	183	183	183
184	184	184	184	184
185	185	185	185	185
186	186	186	186	186
187	187	187	187	187
188	188	188	188	188
189	189	189	189	189
190	190	190	190	190
191	191	191	191	191
192	192	192	192	192
193	193	193	193	193
194	194	194	194	194
195	195	195	195	195
196	196	196	196	196
197	197	197	197	197
198	198	198	198	198
199	199	199	199	199
200	200	200	200	200

THESE RESULTS WERE
OBTAINED FROM THE
FOLLOWING STUDY:

CONFIDENTIAL 2010 BY
Hewlett-Packard Development Company, L.P.

and design is paid to the contractor.



Highrise Maintenance Systems, Inc.

3313 MAY STREET
FORT WORTH, TEXAS 76110
817-927-8711



DEANE, R. 1993. *Journal of the American Water Resources Association* 29:111-120.

CULWELL CENTER
GARLAND 15D

CARLSON TISA

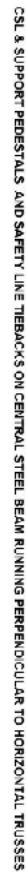
AD
P.O. & TELEPHONE NO.

PAULINE MARI DAVIES, 2007
1980-2007 20 2 41

2020-55

1. **4** 2. **5** 3. **6** 4. **7** 5. **8** 6. **9** 7. **10** 8. **11** 9. **12** 10. **13** 11. **14** 12. **15** 13. **16** 14. **17** 15. **18** 16. **19** 17. **20** 18. **21** 19. **22** 20. **23** 21. **24** 22. **25** 23. **26** 24. **27** 25. **28** 26. **29** 27. **30** 28. **31** 29. **32** 30. **33** 31. **34** 32. **35** 33. **36** 34. **37** 35. **38** 36. **39** 37. **40** 38. **41** 39. **42** 40. **43** 41. **44** 42. **45** 43. **46** 44. **47** 45. **48** 46. **49** 47. **50** 48. **51** 49. **52** 50. **53** 51. **54** 52. **55** 53. **56** 54. **57** 55. **58** 56. **59** 57. **60** 58. **61** 59. **62** 60. **63** 61. **64** 62. **65** 63. **66** 64. **67** 65. **68** 66. **69** 67. **70** 68. **71** 69. **72** 70. **73** 71. **74** 72. **75** 73. **76** 74. **77** 75. **78** 76. **79** 77. **80** 78. **81** 79. **82** 80. **83** 81. **84** 82. **85** 83. **86** 84. **87** 85. **88** 86. **89** 87. **90** 88. **91** 89. **92** 90. **93** 91. **94** 92. **95** 93. **96** 94. **97** 95. **98** 96. **99** 97. **100** 98. **101** 99. **102** 100. **103** 101. **104** 102. **105** 103. **106** 104. **107** 105. **108** 106. **109** 107. **110** 108. **111** 109. **112** 110. **113** 111. **114** 112. **115** 113. **116** 114. **117** 115. **118** 116. **119** 117. **120** 118. **121** 119. **122** 120. **123** 121. **124** 122. **125** 123. **126** 124. **127** 125. **128** 126. **129** 127. **130** 128. **131** 129. **132** 130. **133** 131. **134** 132. **135** 133. **136** 134. **137** 135. **138** 136. **139** 137. **140** 138. **141** 139. **142** 140. **143** 141. **144** 142. **145** 143. **146** 144. **147** 145. **148** 146. **149** 147. **150** 148. **151** 149. **152** 150. **153** 151. **154** 152. **155** 153. **156** 154. **157** 155. **158** 156. **159** 157. **160** 158. **161** 159. **162** 160. **163** 161. **164** 162. **165** 163. **166** 164. **167** 165. **168** 166. **169** 167. **170** 168. **171** 169. **172** 170. **173** 171. **174** 172. **175** 173. **176** 174. **177** 175. **178** 176. **179** 177. **180** 178. **181** 179. **182** 180. **183** 181. **184** 182. **185** 183. **186** 184. **187** 185. **188** 186. **189** 187. **190** 188. **191** 189. **192** 190. **193** 191. **194** 192. **195** 193. **196** 194. **197** 195. **198** 196. **199** 197. **200** 198. **201** 199. **202** 200. **203** 201. **204** 202. **205** 203. **206** 204. **207** 205. **208** 206. **209** 207. **210** 208. **211** 209. **212** 210. **213** 211. **214** 212. **215** 213. **216** 214. **217** 215. **218** 216. **219** 217. **220** 218. **221** 219. **222** 220. **223** 221. **224** 222. **225** 223. **226** 224. **227** 225. **228** 226. **229** 227. **230** 228. **231** 229. **232** 230. **233** 231. **234** 232. **235** 233. **236** 234. **237** 235. **238** 236. **239** 237. **240** 238. **241** 239. **242** 240. **243** 241. **244** 242. **245** 243. **246** 244. **247** 245. **248** 246. **249** 247. **250** 248. **251** 249. **252** 250. **253** 251. **254** 252. **255** 253. **256** 254. **257** 255. **258** 256. **259** 257. **260** 258. **261** 259. **262** 260. **263** 261. **264** 262. **265** 263. **266** 264. **267** 265. **268** 266. **269** 267. **270** 268. **271** 269. **272** 270. **273** 271. **274** 272. **275** 273. **276** 274. **277** 275. **278** 276. **279** 277. **280** 278. **281** 279. **282** 280. **283** 281. **284** 282. **285** 283. **286** 284. **287** 285. **288** 286. **289** 287. **290** 288. **291** 289. **292** 290. **293** 291. **294** 292. **295** 293. **296** 294. **297** 295. **298** 296. **299** 297. **300** 298. **301** 299. **302** 300. **303** 301. **304** 302. **305** 303. **306** 304. **307** 305. **308** 306. **309** 307. **310** 308.

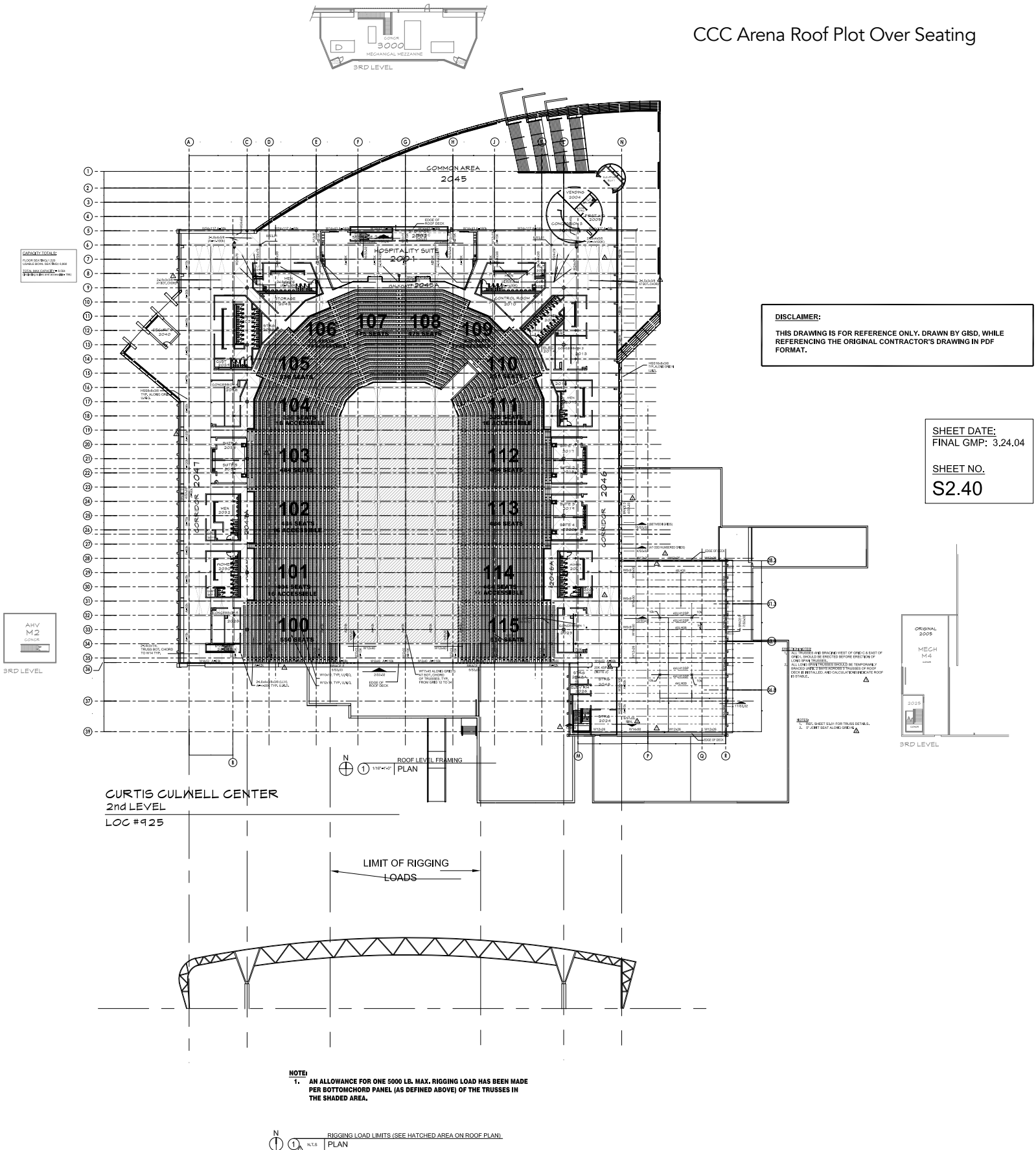
[illegible]



1000 LIND BLVD., ARLINGTON, VA 22204-4302
703/293-8100 FAX 703/293-8101



curtisculwellcenter.com



23



POWER AVAILABILITY



Location	Type	Connection	QTY.
Dock Area (Backstage)	400A/3Ø IG	Cam-Loc	1
Dock Area (Backstage)	400A / 3Ø	Cam-Loc	1
Dock Area (Backstage)	200A / 3Ø	Cam-Loc	1
Vomitory (Opposite end)	400A / 3Ø IG	Cam-Loc	1
Vomitory (Opposite end)	200A / 3Ø	Cam-Loc	1
Arena Floor Ground Boxes	20A	Quad Boxes	4
Arena Wall Outlets	20A	Duplex	10
Concourse	60A	Various	1
Concourse Wall Outlets	20A	Duplex	28

***Limited amount of cable ramps available**

EQUIPMENT



Staging

- StageRight 4'x8' decks
- 24" - 48" in height
- Maximum stage size: 60' wide x 48' deep
- Stage skirting and railing available upon request

Tables

- 6 ft. Banquet
- 8 ft. Banquet
- 5 ft. Round
- 6 ft. Round
- Linens and skirting available (Black)

Seating

- Lockable Folding Chairs (Black/Cushioned)

ClearCom

- (2) 2 channel belt pack units
- (6) single channel belt pack units
- (8) single ear head sets
- (2) 2 channel cable adaptors

Miscellaneous

- Barricades (Standard bicycle racks)
- Pipe/Drape (Black - 8 ft. and 10 ft.)
- Flat Bed Carts

***Equipment costs may apply**

***All equipment is subject to availability**

SEATING CONFIGURATIONS

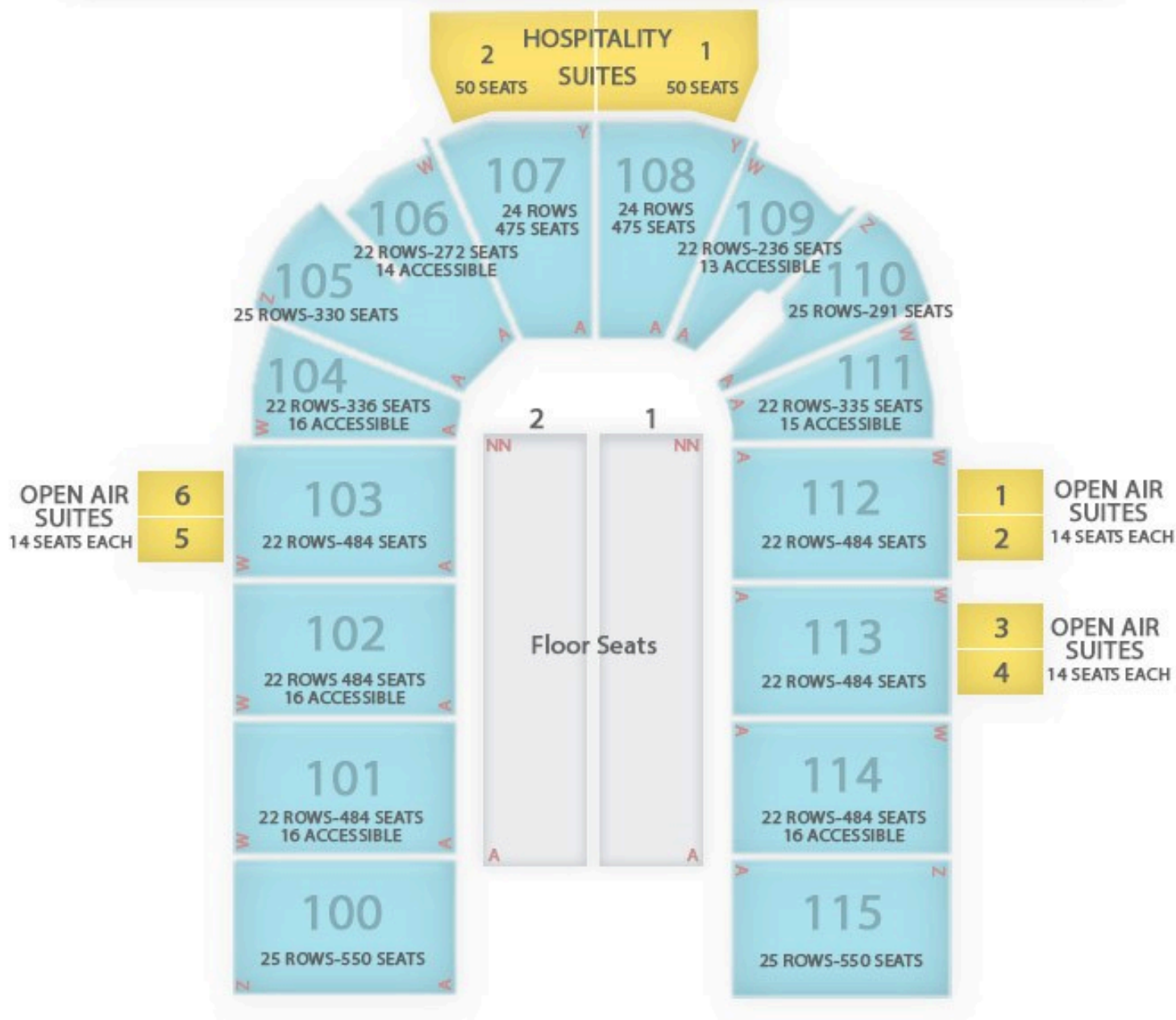


Configuration	Seat Count
Full House End Stage	8380
Full House 360°	8020
3/4 House End Stage	5987
1/2 House End Stage	4163
Basketball	7086
Boxing/MMA/Wrestling	7600

*These seat counts are estimates only. Seat counts are subject to change, based on individual show requirements. Floor plans are unique for each event.

CURTIS CULWELL CENTER

SEATING CHART

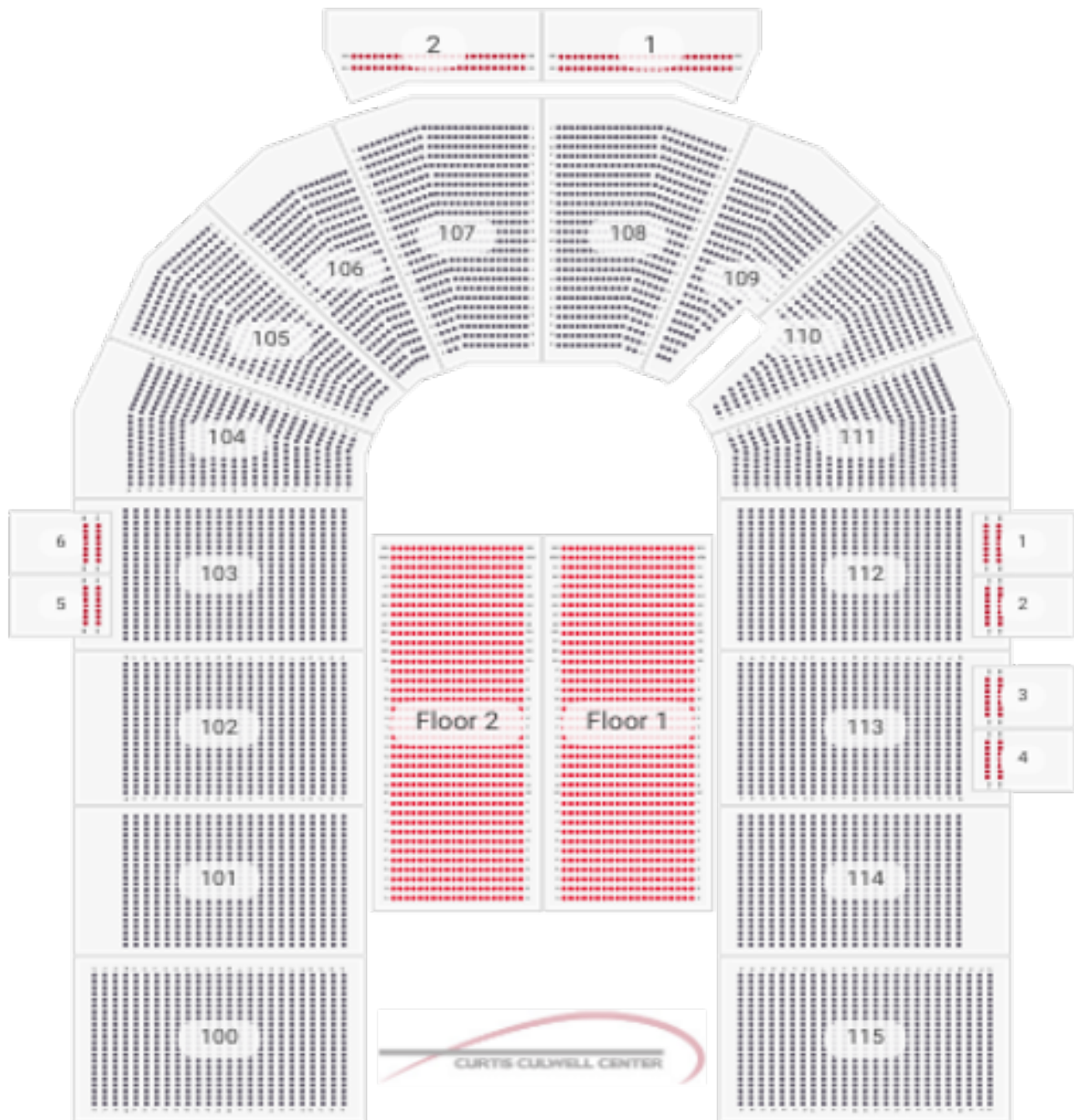


Full House Capacity=8564
Including Suites (184) & Accessible

Half House Capacity(Sections 103-112)=3932
Including Suites (156) & Accessible

Section Seating=6860
6754 seats 106 Accessible

Floor Capacity=1520
Floor 1: 38 Rows 20 Seats
Floor 2: 38 Rows 20 Seats



Full House with End Stage

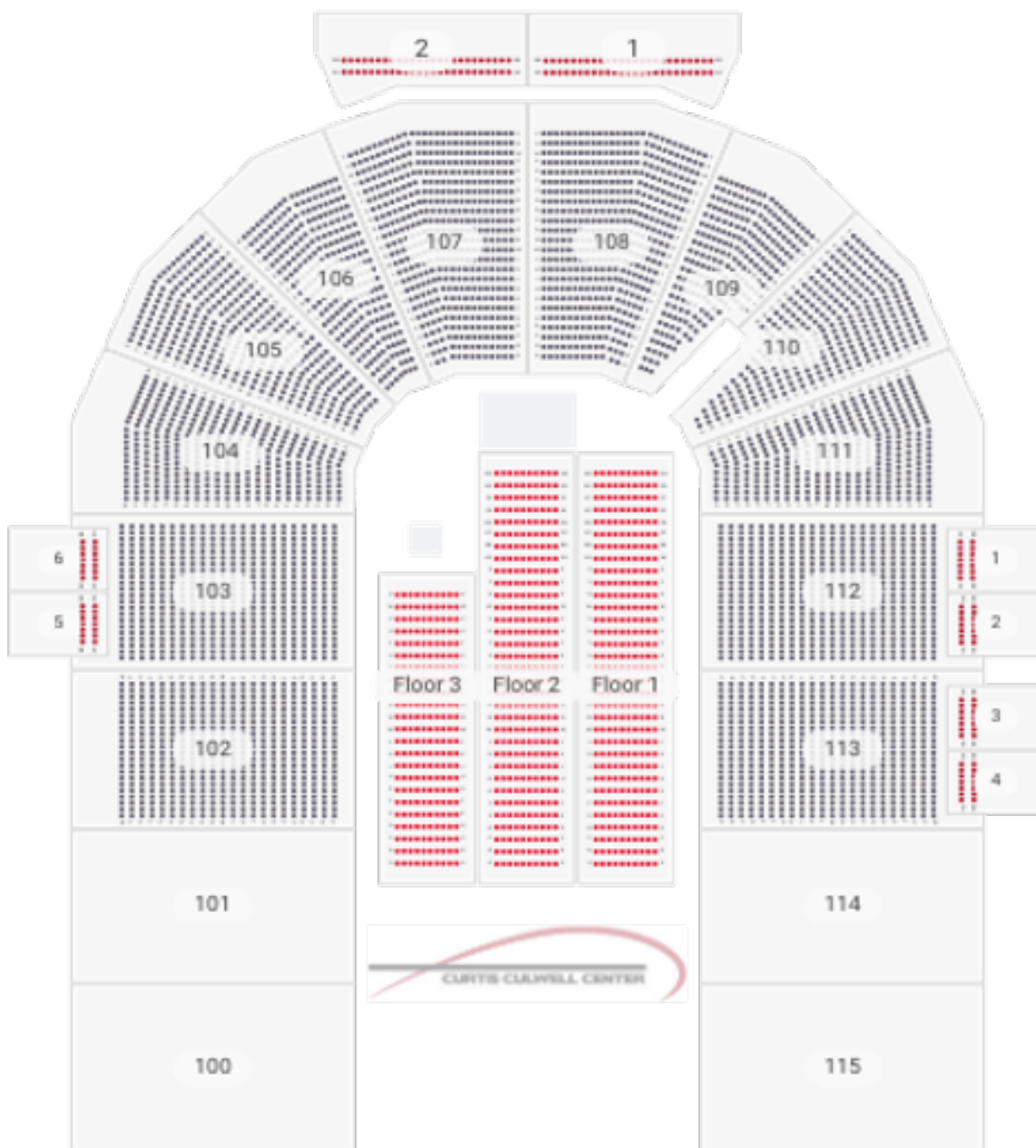
Capacity: 8,380

Bowl: 6,754

Floor: 1,520

ADA: 106

*Capacity subject to change based on show requirements and sight-lines



3/4 House with Stage

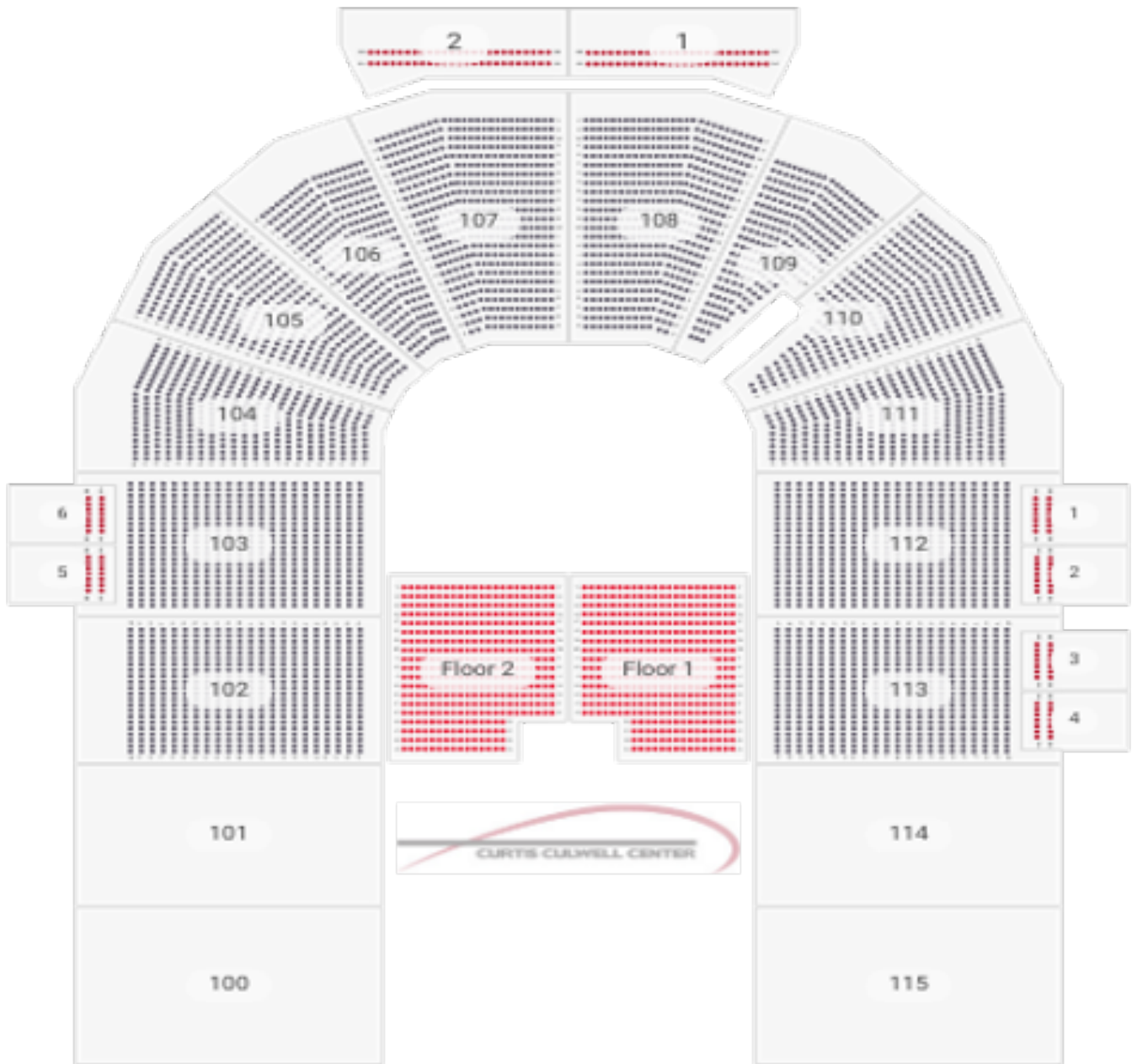
Capacity: 5,650

Bowl: 4,686

Floor: 890

ADA: 74

*Capacity subject to change based on show requirements and sight-lines



3/4 House with Stage

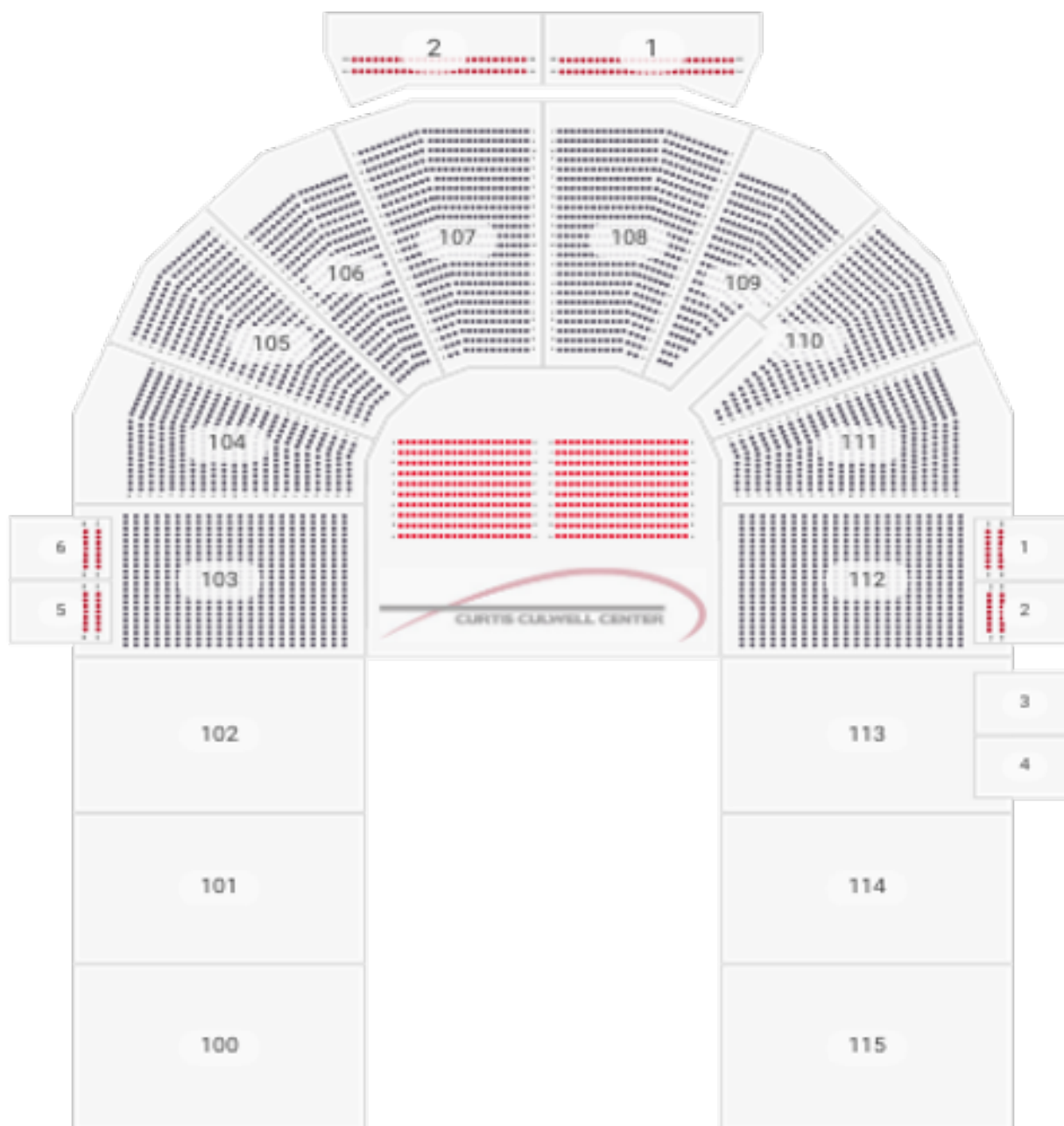
Capacity: 5,540

Bowl: 4,686

Floor: 780

ADA: 74

*Capacity subject to change based on show requirements and sight-lines



1/2 House with Stage

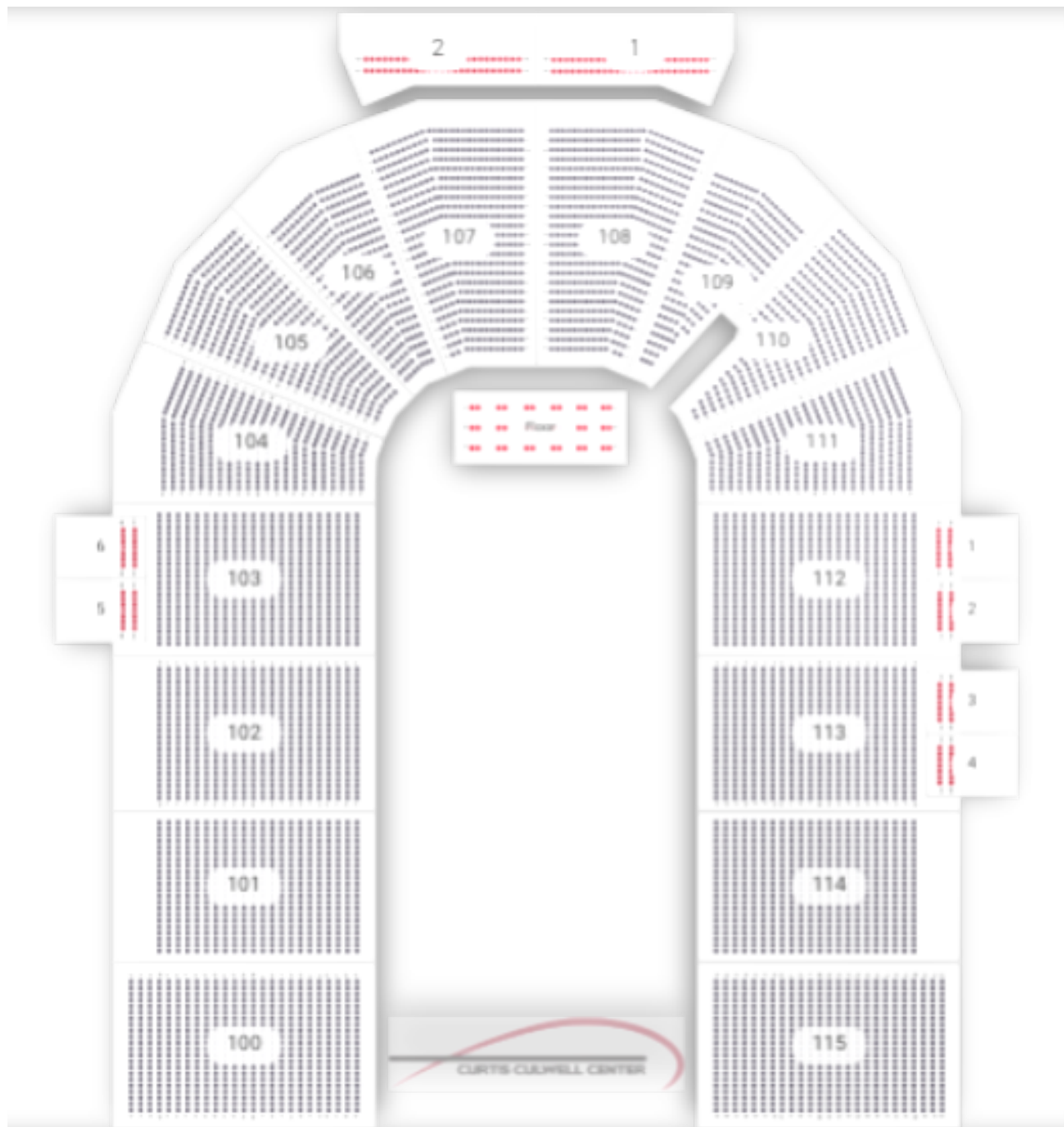
Capacity: 4,176

Bowl: 3,718

Floor: 400

ADA: 58

*Capacity subject to change based on show requirements and sight-lines



Basketball

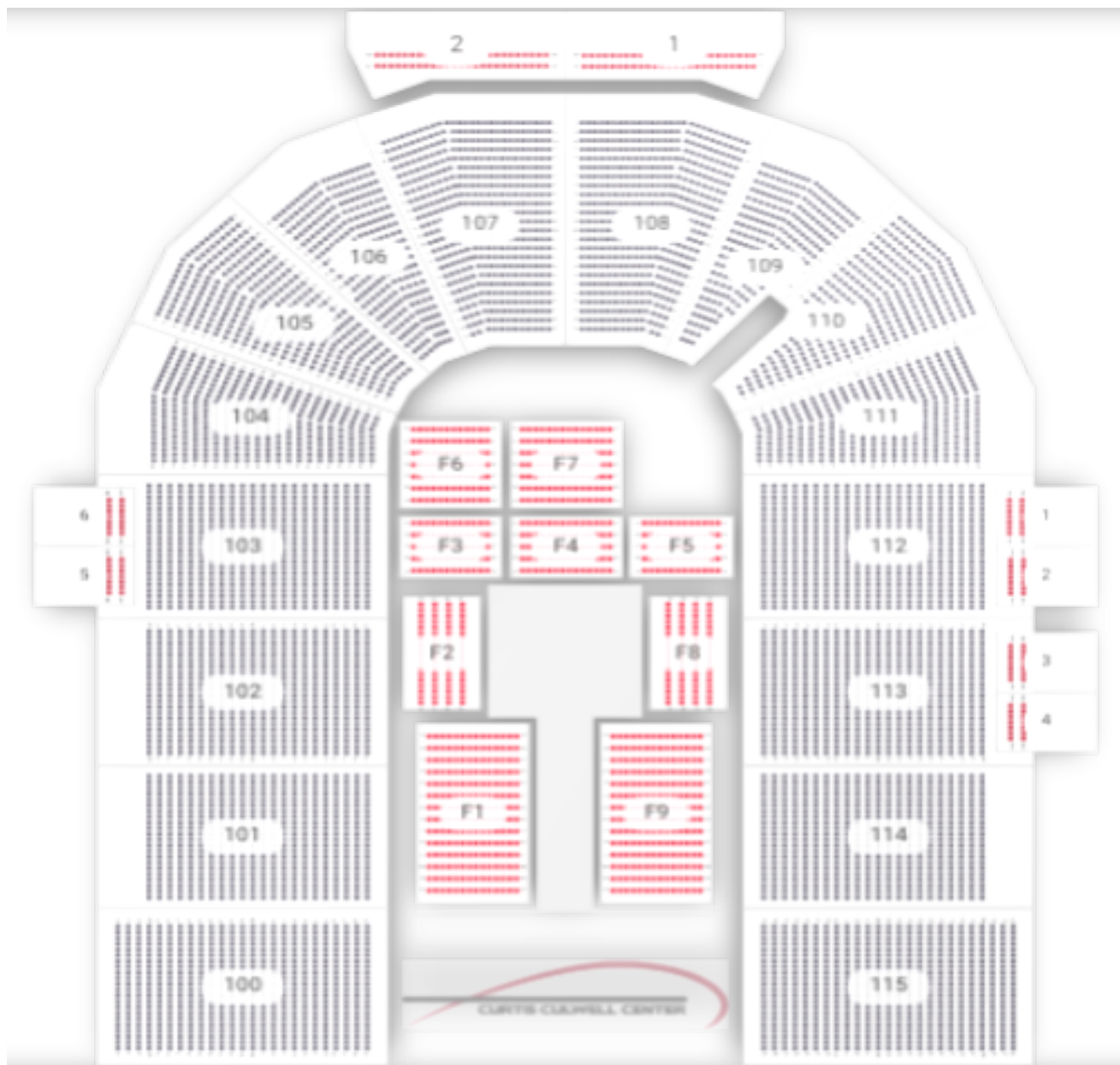
Capacity: 6,896

Bowl: 6,754

Floor: 36

ADA: 106

*Capacity subject to change based on show requirements and sight-lines



MMA/Wrestling/Boxing Capacity: 7,768

Bowl: 6,754

Floor: 908

ADA: 106


*Capacity subject to change based on show requirements and sight-lines

ARENA VIEW SUITES



Six individual open-air suites overlook the Arena for corporate meetings or entertaining. Each suite has a hospitality area and fourteen Arena seats immediately adjacent for guest use during shows. The suites can be paired for larger groups. There are four rooms on the east side and two rooms on the west side.

*Air-suites subject to availability.



CONCOURSE



The Curtis Culwell Center 18,000+ square foot, panoramic view, upper concourse has become a favorite entertaining spot. The unique area allows arena users to set-up merchandise areas, sponsorship activations, informations booths, etc.

THE WEST PLAZA

Located on the main concourse of the CCC, The West Plaza is a premier spot to sip, dine and socialize. This open lounge area offers bars, cocktail tables and comfortable seating with conveniently located 70" screen TV's.



LOCAL INFORMATION



ACCOMMODATIONS

Hyatt Place Dallas/Garland/Richardson

5101 N President George Bush Turnpike
Garland, TX 75040
Phone Number: 972-414-3500
Approx. distance - 0.2 mile
[Hotel website](#)

TRU by Hilton Garland Richardson

5055 N President George Bush Turnpike
Garland, TX 75040
Phone Number: 972-272-0745
Approx. distance - 0.3 mile
[Hotel website](#)

Holiday Inn Dallas-Garland

5110 N President George Bush Turnpike
Garland, TX 75044
Phone Number: 972-495-1144
Approx. distance - 1 mile
[Hotel website](#)

La Quinta Inn & Suites by Wyndham Dallas Northeast-Arboretum

1310 Marketplace Dr.
Garland, TX 75041
Phone Number: 972-685-5458
Approx. distance - 8 miles
[Hotel website](#)

Holiday Inn Express & Suites Garland E

4412 Bass Pro Dr.
Garland, TX 75043
Phone Number: 972-203-5700
Approx. distance - 12 miles
[Hotel website](#)

RESTAURANTS

Matt's Rancho Martinez

5085 N President George Bush Turnpike
Garland, TX 75040
Phone Number: 972-675-8600
Approx. distance - 0.3 mile

Buffalo Wild Wings

5125 N President George Bush Turnpike, Ste 100
Garland, TX 75040
Phone Number: 972-414-2999
Approx. distance - 0.3 mile

Cheddar's Scratch Kitchen

5445 N President George Bush Turnpike
Garland, TX 75044
Phone Number: 972-495-1200
Approx. distance - 0.8 mile

Outback Steakhouse

4902 N President George Bush Turnpike
Garland, TX 75040
Phone Number: 972-495-3699
Approx. distance - 1 mile

Texas Roadhouse

5012 N President George Bush Turnpike
Garland, TX 75040
Phone Number: 972-495-0417
Approx. distance - 1 mile

Olive Garden

4840 N President George Bush Turnpike
Garland, TX 75040
Phone Number: 972-530-8102
Approx. distance - 1 mile

For a full list of local hotels and restaurants please visit: <https://www.visitgarlandtx.com/>

LOCAL INFORMATION



EQUIPMENT RENTALS

SunBelt Rentals

3720 Forest Lane
Garland, TX 75042
Phone Number: 972-487-5959
Contact: Ryan Medders
Email: pcm277@sunbeltrentals.com
Website: <https://www.sunbeltrentals.com/>

United Rentals

2809 W Kingsley Road
Garland, TX 75041
Phone Number: 972-278-1761
Contact: Francisco Tapia
Website: <https://www.unitedrentals.com/>

Dallas Stage Scenery Co.

3917 Willow Street
Dallas, TX 75226
Phone Number: 214-821-0002
Email: contact@dallasstage.com
Website: <https://www.dallasstage.com/>

Gemini Stage Lighting & Equipment

10218 Miller Road
Dallas, TX 750238
Phone Number: 214-341-4822
Email: sales@geminilsv.com
Website: <http://geminilsv.com/>

Taylor Rental

1624 N 1st Street
Garland, TX 75040
Phone Number: 972-530-6334
Website: <https://www.taylorrentalgarland.com/>

PRODUCTION/LABOR

Rhino Texas, LLC

17687 Telge Road
Cypress, TX 77429
Phone Number: 281-469-8188
Email: texas@rhinostaging.com
Website: <http://www.rhinostaging.com/>

OnStage Systems

8721 Forney Road
Dallas, TX 75227
Phone Number: 972-686-4488
Email: info@onstagesystems.com
Website: <https://onstagesystems.com/>

Production & Rigging Resources Inc. "ProRig"

4906 Sharp Street
Dallas, TX 75427
Phone Number: 214-350-6050
Website: www.Prorig.com

Upstage Center Inc.

3302 Old Alvin Road Ste. A
Pearland, TX 77581
Phone Number: 9281-412-6600
Email: info@upstageusa.com
Website: <https://www.upstagecenter.com/>

Oliver Brother's Productions

901 Terminal Road #300
Ft. Worth, TX 76106
Phone Number: 817-838-5000
Email: obp@oliverbros.com
Website: www.Oliverbros.com

The licensee is responsible for securing all equipment /labor and associated costs.